

# Model 2103L

## Owner's Guide

This product is intended for installation by a professional installer only! Attempts to install this product by a person other than a trained professional may result in severe damage to a vehicle's electrical system and components.

# Congratulations

Congratulations on the purchase of your AVITAL® system. Reading this Owner's Guide prior to using your system will help maximize the use of your system and its many features. For additional information please contact your Authorized Dealer or visit [www.avital.com](http://www.avital.com).

## **After installation is completed, you should receive:**

- Two 1-Way remote controls (P/N: 7147LS)
- Owner's Quick Reference Card



# Important Information

## **Safety Information**



Warning! Failure to heed the information in this guide can result in death, personal injury or property damage, and may also result in the illegal use of the system beyond its intended purpose.

## **Your Warranty**

Your system comes with a warranty. The warranty terms are detailed at the end of this guide. Make sure that you receive proof of purchase from your dealer, indicating the product was installed by an Authorized Dealer.


## **Replacement Remote Controls**

Please see your Authorized Dealer or visit us at [www.avital.com](http://www.avital.com) to order additional remote controls. Remote control part numbers are found on the back of the remote.

## **System Maintenance**

This system needs no specific maintenance beyond remote control battery replacement. See 'Battery Information' section for more details.

# 1-Way Remote Control







| Feature          | Description   |
|------------------|---|
| Internal Antenna | Used for transmitting information   |
| Transmit LED     | Active when transmitting information  |
| Command buttons  | Used to perform locking, unlocking, auxiliary channel and panic activation. |

# Remote Control Command Table



## Basic Remote Functions

---

| Button  | Function    |
|---|-------------|
|  | ARM         |
|  | DISARM      |
|  | TRUNK / AUX |
|  | PANIC       |

## Advanced Remote Functions

---

| Button  | Press Function            | Hold Function                       |
|---|---------------------------|-------------------------------------|
|  +  | AUX 2<br>(PRESS Together) | AUX 2 - VALIDITY<br>(HOLD Together) |

# Remote Control Functions

The remote control buttons are used to send commands to the system. The descriptions below reflect the standard configuration for this system.

## **Lock**

Press and release **LOCK**.

The doors lock.

## **Unlock**

Press and release **UNLOCK**.

The doors unlock.

## **Audible Mode**

Audible Mode works by pressing the **TRUNK** button for less than one second before locking or unlocking.

## **Panic**

Press and hold **STAR**.

The panic feature is controlled by pressing this button for 2 seconds.

## **AUX 1**

Press and hold **TRUNK**.

An optional auxiliary function, such as trunk release, can be controlled by pressing this button for 1.5 seconds.)

The Aux 1 output controls \_\_\_\_\_.

## **AUX 2**

Press **LOCK** and **UNLOCK** simultaneously. A second optional auxiliary function can be activated by pressing these buttons simultaneously. The Aux 2 output controls \_\_\_\_\_.

## Dome Light Control

### **Unlock only**

The dome light activates for 30 - seconds after the system is unlocked.

### **Ignition controlled**

The dome light activates for 30 - seconds after the ignition is turned OFF. This feature can be programmed ON or OFF, by the dealer.

## Panic Mode

If you are threatened in or near your vehicle, you can attract attention by triggering the system with your remote.

Hold **STAR** for approximately two seconds, to enter Panic Mode. The siren sounds and the parking lights flash for the programmed siren duration. To stop Panic Mode at any time, press the **STAR**.

## Audible Mode

To temporarily turn on the lock or unlock horn honk(s), press **TRUNK** for less than one second before locking or unlocking. The confirmation honk(s) will be present for that one operation only.

## Battery Information

When the remote control battery begins to weaken, the operating range will be reduced.

### **Battery Replacement:**

If communication range is diminished, or the remote control ceases to function, the remote battery should be replaced. It is recommended to have your battery replaced by an Authorized Dealer. To gain access to the battery, the rear case will need to be separated from the transmitter. In some cases, remotes may have a small security screw(s) that needs to be removed prior to separating.

Note: USB-Rechargeable remote control batteries are not intended to be replaced. If your remote fails to charge, contact your Authorized Dealer.

**IMPORTANT:** Improper remote disassembly may result in injury or damage to the remote and or battery.

## Battery Disposal



We care about the environment. If you need to dispose of the battery, please do so in accordance with your local municipal requirements for battery disposal.

# Patent Information

This product may be covered by one or more of the patents found on our website. For a full list of patents, please visit:  
[www.voxxintl.com/company/patents](http://www.voxxintl.com/company/patents)

# Government Regulations

## **FCC & IC Compliance**

This device complies with Part 15 of the FCC Rules and with RSS(s) of Industry Canada. Operation is subject to the following two conditions:

1. This device may not cause interference, and
2. This device must accept any interference, including interference that may cause undesired operation.

Cet appareil contient un ou plusieurs émetteurs/récepteurs sans licence qui sont conformes aux CNR exemptés de licence d'Innovation, Sciences et Développement économique Canada. L'exploitation est soumise aux deux conditions suivantes :

1. Cet appareil ne doit pas causer d'interférences.
2. Cet appareil doit accepter toute interférence, y compris celles qui peuvent causer un fonctionnement indésirable de l'appareil.

Warnings / Avertissements:

1. The device must maintain a separation distance of at least 20cm from the person's body, except for the hands and wrists.
2. Any changes or modifications not expressly approved by the party responsible for compliance may void the user's authority to operate this equipment.

# Warranty Information



## LIMITED LIFETIME WARRANTY

DIRECTED by VOXX LLC (the Company) warrants to the original purchaser of this product that should this product or any part thereof, under normal use and conditions, be proven defective in material or workmanship within the Lifetime from the date of original purchase in the original vehicle, such defect(s) will be repaired or replaced with new or reconditioned product, (at the Company's option) without charge for parts or repair labor. A transmitter for a vehicle security or remote start system is warranted for 12 months from the date of original purchase.

To obtain repair or replacement within the terms of this Warranty, the product is to be delivered with proof of warranty coverage (e.g. dated bill of sale), authorization number, specification of defect(s), transportation prepaid, to an approved warranty station. This warranty is not transferable.

This Warranty does not cover damage to the vehicle's electrical system or costs incurred for the installation, removal or reinstallation of the product. This Warranty does not cover batteries, broken LCD transmitter display screens, nor apply to any product or part thereof which, in the opinion of the Company, has suffered or been damaged through alteration, improper installation, mishandling, misuse, abuse, neglect, accident, or by removal or defacement of the factory serial number/bar code label(s).

This Warranty is in lieu of all other express warranties or liabilities. ANY IMPLIED WARRANTIES, INCLUDING ANY IMPLIED WARRANTY OF MERCHANTABILITY, SHALL BE LIMITED TO THE DURATION OF THIS WRITTEN WARRANTY. ANY ACTION FOR BREACH OF ANY WARRANTY HEREUNDER INCLUDING ANY IMPLIED WARRANTY OF MERCHANTABILITY MUST BE BROUGHT WITHIN A PERIOD OF 24 MONTHS FROM DATE OF ORIGINAL PURCHASE. IN NO CASE SHALL THE COMPANY BE LIABLE FOR ANY CONSEQUENTIAL OR INCIDENTAL DAMAGES FOR BREACH OF THIS OR ANY OTHER WARRANTY. No person or representative is authorized to assume for the Company any liability other than expressed herein in connection with the sale of this product.

The company does not warrant that this product cannot be compromised or circumvented. THE EXTENT OF THE COMPANY'S LIABILITY UNDER THIS WARRANTY IS LIMITED TO THE REPAIR OR REPLACEMENT PROVIDED ABOVE AND, IN NO EVENT, SHALL THE COMPANY'S LIABILITY EXCEED THE PURCHASE PRICE PAID BY PURCHASER FOR THE PRODUCT WITHOUT INSTALLATION LABOR.

Some states do not allow limitations on how long an implied warranty lasts or the exclusion or limitation of incidental or consequential damage so the above limitations or exclusions may not apply to you. This Warranty gives you specific legal rights and you may also have other rights which vary from state to state.

DIRECTED by VOXX LLC, 2351 J. Lawson Blvd., Suite 110, Orlando, Florida 32824