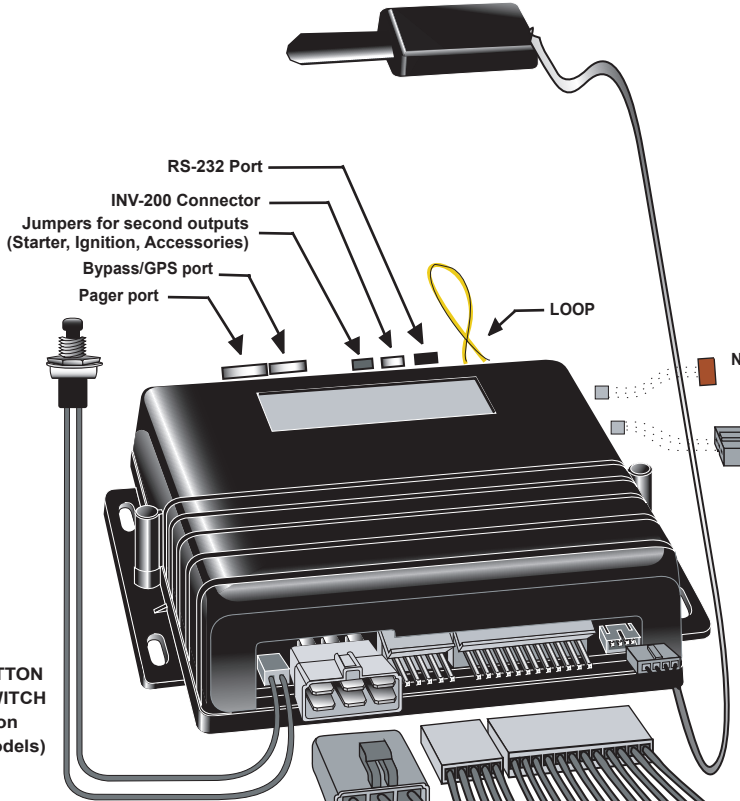
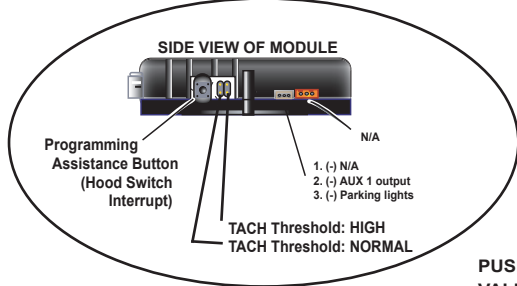
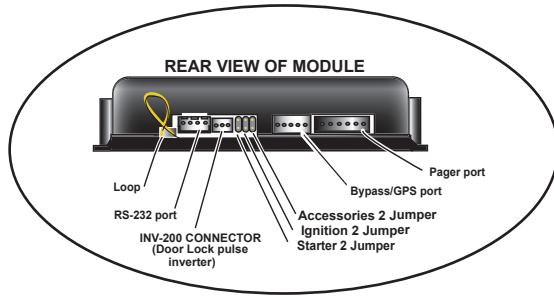


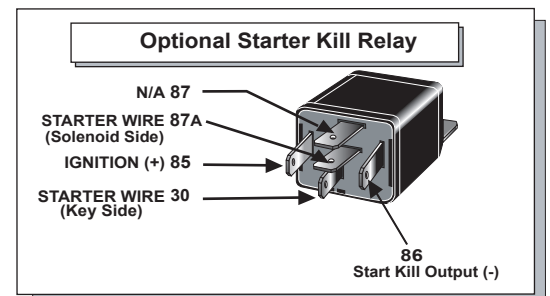
# WIRING SCHEMATIC



**For Automatic Transmissions:**  
Cut the yellow loop before plugging in the module.

**Note:** This product supports the **Trilogix** bypass. To program the Trilogix bypass to the Autostart remote starter, please ensure that the Trilogix bypass and the Autostart starter are powered up **simultaneously**.



- 3. WHITE/BLACK ..... (-) PARKING LIGHTS
- 2. LIGHT BLUE ..... (-) Horn output only
- 1. VIOLET/BLACK ..... (-) N/A



-  PINK ..... IGNITION
-  RED ..... +12V (Battery)
- ORANGE... ACCESSORIES (Heater Blower Motor)
- VIOLET..... STARTER
- PINK/WHITE ..... 5<sup>th</sup> RELAY
- RED ..... +12V (Battery)

- 1- BLACK ..... GROUND (-)
- 2- VIOLET/WHITE ..... TACH (AC)
- 3- GRAY ..... HOOD SWITCH (-)
- 4- BROWN ..... BRAKE SWITCH (+)
- 5- WHITE ..... PARKING LIGHTS (+)

- 12- GRAY/BLACK ..... (+) Glow plug input
- 11- GREEN ..... (-) NEG. Door input
- 10- BLUE/BLACK ..... (-) GROUND when running
- 9- WHITE/BLUE ..... (-) EXT. TRIGGER input
- 8- BLACK/WHITE ..... (-) Parking Brake input
- 7- ORANGE ..... (-) Starter kill output
- 6- VIOLET ..... (+) POS. Door input
- 5- LIGHT GREEN/BLACK ..... (-) DISARM
- 4- LIGHT GREEN/WHITE ..... (-) REARM
- 3- BLUE ..... (-) UNLOCK
- 2- LIGHT GREEN ..... (-) LOCK
- 1- RED/WHITE ..... (-) TRUNK

