



PYTHON®

SECURITY FOR THE BEST®



AUXILIARY

Press to open your trunk, if connected *

REMOTE START

Press to start your engine *

FUNCTION

Press to access advanced levels 1 - 4 *

DISARM

Press to disarm the security system

ARM

Press to arm the security system

RESPONDER LC3





Model 991

* Buttons are located on the side

To unlock the keypad, press **f** and then 

QUICK REFERENCE GUIDE

REMOTE CONTROL FUNCTION TABLE

Level Button	DIRECT ACCESS	<i>f</i> × 1	<i>f</i> × 2	<i>f</i> × 3	<i>f</i> × 4
	ARM/LOCK (PANIC)	SILENT ARM	SENSOR BYPASS	SENSOR SILENT ARM	FULL SILENT ARM
	DISARM/ UNLOCK	SILENT DISARM	REMOTE VALET	CAR FINDER	
	REMOTE START	RUNTIME RESET	TIMER START	SMART START	DEFOGGER
	AUX/ TRUNK	AUX 1	AUX 2	AUX 3	AUX 4
<i>f</i>	FUNCTION SHIFT	TEMPERATURE CHECK	RUNTIME REMAINING	ALARM REPORT	