




Remote Advanced Features (2-way remotes only)


List of available Remote Advanced Features:

- **Keypad Lock:** By default, the keypad lock is disabled. When this feature is enabled, the remote is locked to prevent unintentional operations. Note that as long as the keypad is locked, the remote is non-operational until the feature is disabled.
- **Page mode** (ONLY available on two way remote): Paging is how the remote monitors your system messages. By default, setting is set to "AUTO" which means that it automatically sets the remote to either ON or OFF depending on how the unit should communicate with the main module. On the other hand, the user can always override this setting to either ON or OFF depending its application.

Accessing Remote Advanced Feature MENU:

1. Press and hold **Side Button** until the remote emits a long beep.
 2. Press  to enter Remote Advanced Feature MENU.
 3. Press  to toggle between KEYPAD lock enabled/disabled. Refer to the table below.
- OR
- Press  to toggle between PAGE MODE enabled/disabled. Refer to the table below.

2-way Remote Advanced Feature MENU

Feature	Button Press	LED ON	LED OFF	LED flash	Notes
Keypad Lock		Enabled	Disabled*		Pressing and holding the Side Button until the remote plays a melody will temporarily unlock the keypad for 20 seconds.
Page Mode		Enabled	Disabled	AUTO*	Recommended to leave this setting to AUTO to maximize battery life.

* Set by default

Press **Side Button** two times to apply settings and exit the remote menu.